



# Health & Safety Authority

## Quarry Sector Briefing

Via Webex

23<sup>rd</sup> February 2021



# SPRING QUARRY SAFETY CAMPAIGN 2021

**1ST - 12TH MARCH 2021**



**#BESEENANDBESAFE**



- Industry Joint Initiative
- Quarry Risks – particularly *“Vehicles & Pedestrian Safety”*
- Approach to Inspections
- Use of Checklist



# H.S.A./ICF Initiative

- Quarrying is accepted as an essential service during the COVID Pandemic
- Quarrying continues to operate (to a limited extent) to supply materials to the construction sector
- We need a level of engagement/interaction with Quarry Management to maintain focus on workplace safety
- While difficult, we need to maintain a level of Inspection in the sector

# Dates and Times of presentations

- Tuesday 23<sup>rd</sup> Feb – Managers Pre-campaign Briefing (11am – 12 noon)  
(Hosted by ICF/H.S.A.)

Spring Campaign Toolbox Talks – Managers/Supervisors → Operators/Workers

## Week 1

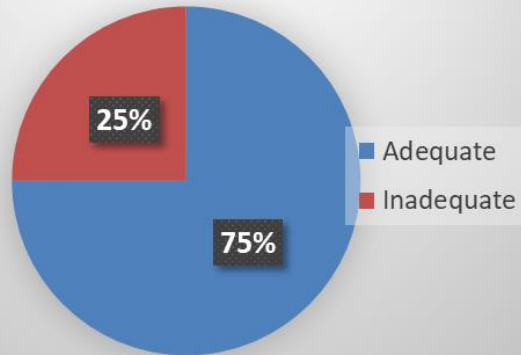
- Tues 2<sup>nd</sup> March – 11am – 11.30am – Pedestrian Safety Guidance – P. Griffin
- Thurs 4<sup>th</sup> March – 11am – 11.30am – Vehicle Safety – G. Murphy

## Week 2

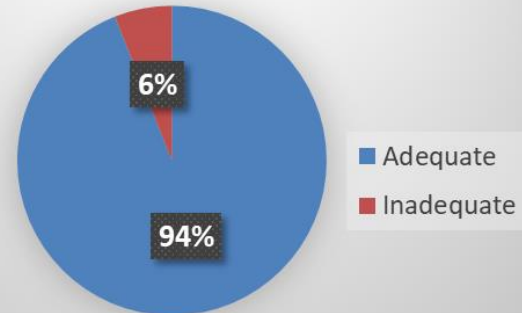
- Tues 9<sup>th</sup> March – 11am – 11.30am – Brake Testing/Lifting Equipment/ Visibility – C. Kelly
- Thurs 11<sup>th</sup> March – 11am – 11.30am – Traffic Management Plan - P. Maslin

# 2019 Campaign Positives

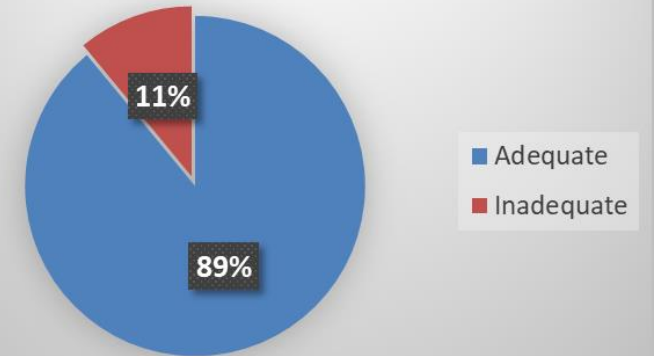
## Signage



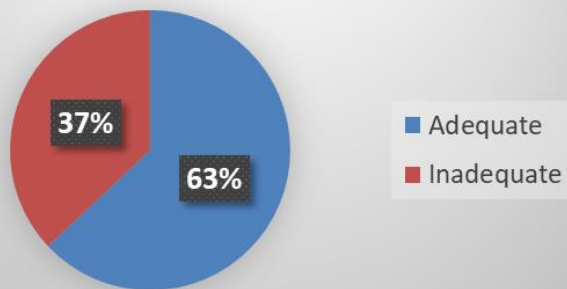
## Staff Parking



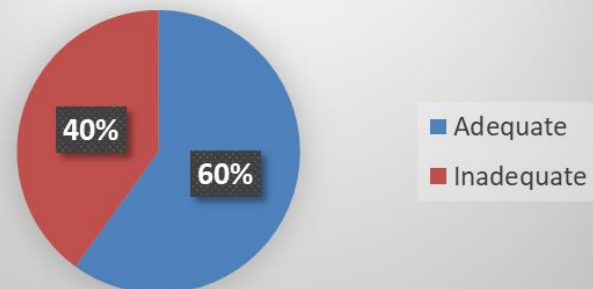
## Parking area for Customers/Visitors



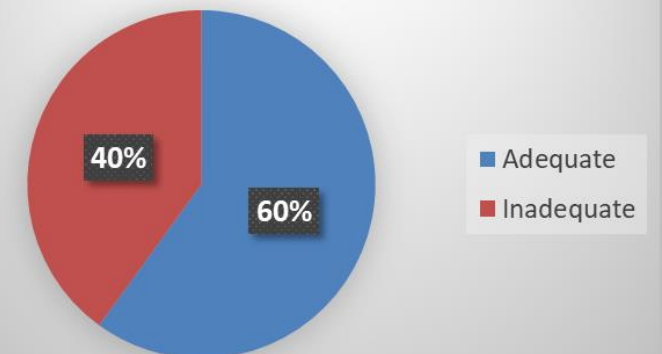
## Site speed limits Implemented



## reversing operations limited

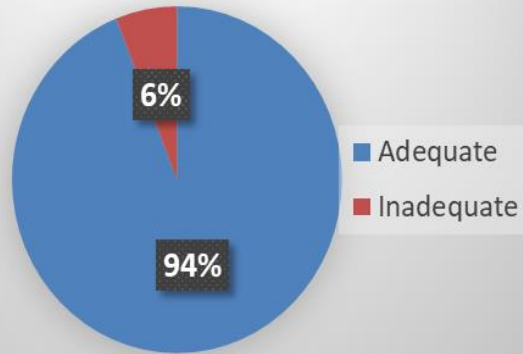


## Protection of Pedestrians

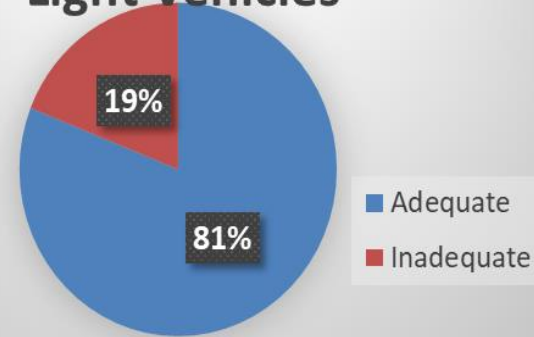


# 2019 Campaign Positives

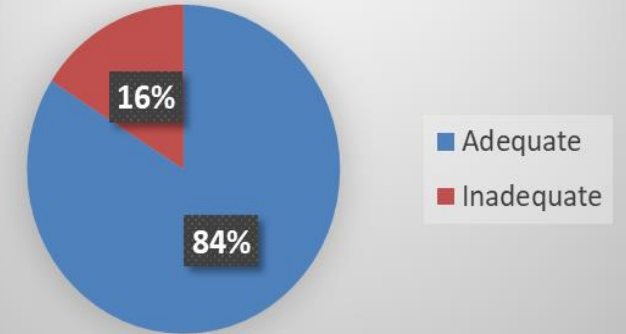
## Road Conditions



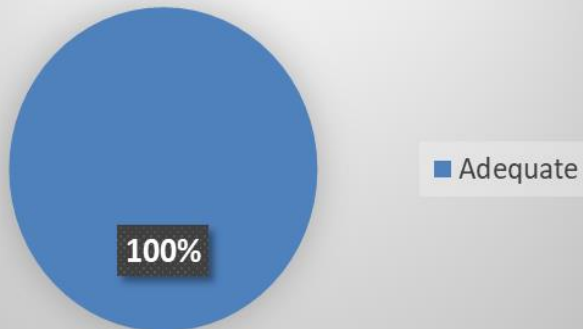
## Flashing Beacons etc on Light Vehicles



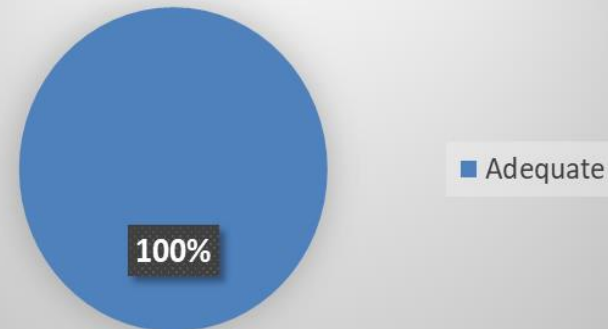
## Flashing Beacons on Service Vehicles



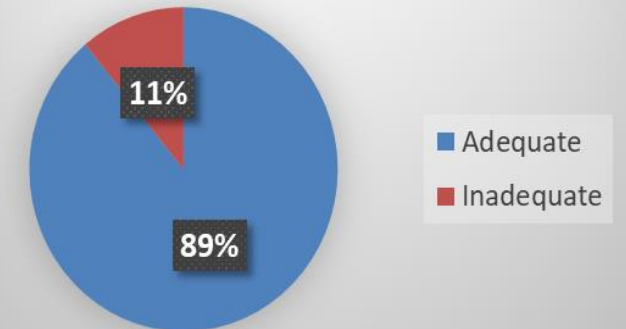
## Satisfactory Brake Testing Results



## Vehicle Operator Training

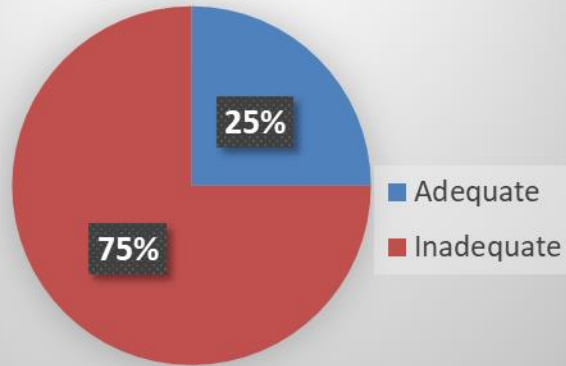


## Reversing Aids on Vehicles

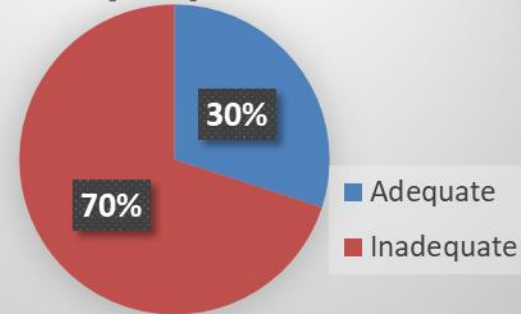


# 2019 Campaign Negatives

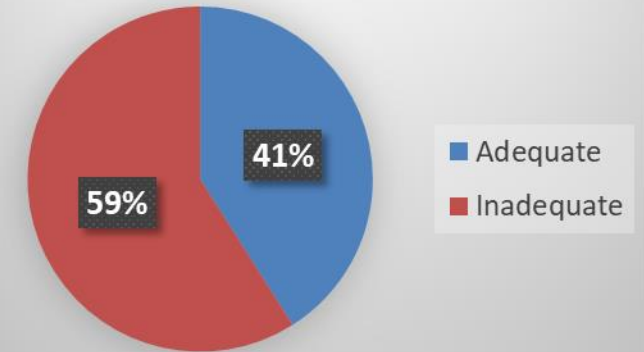
## Is there a Traffic Management Plan



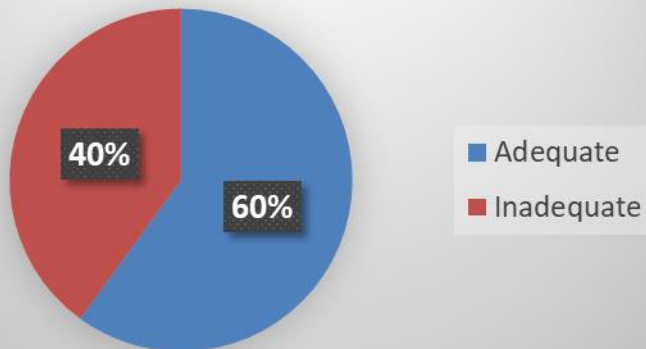
## Customers/Visitors rules prepared



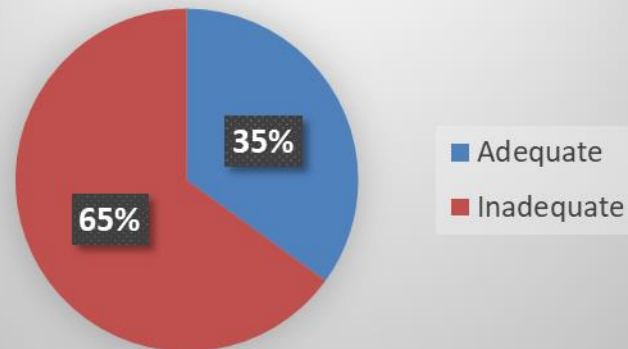
## Procedures for Light Vehicle drivers



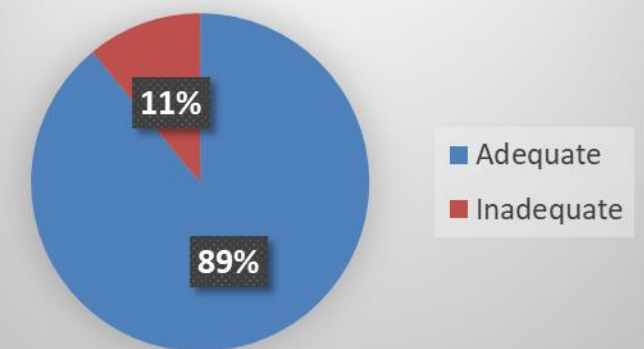
## locations not carrying out Brake testing



## Identifying/Mark Pedestrian Routes



## Reversing Aids on Vehicles





# Quarry Safety Issues

- ***“Pedestrian and Vehicle Interactions”***
- Vehicle Safety/Vehicle Interactions
- Face Management
- Work at Height
- Drilling and Blasting
- Drowning
- Fixed & Mobile Processing Plant
- Maintenance and machinery isolation
- Ancillary Plant Dangers



# Preparing a traffic management plan

- Site layout is sketched to reflect traffic and pedestrian areas and movement
- Risk assessment done collectively with workers, haulers and supply chain
- Potential Worker and Vehicle collisions identified and means of minimizing risks established
- Detailed risk assessment completed
- Pedestrians removed from work areas as far as possible
- Convex mirrors placed at the blind or no visibility corners
- Site layout traffic plan is developed
- Signage and one-way drive-through system for every vehicle to avoid the need for reversing
- Site induction toolbox talks and kick-off meetings to provide information and instruction about traffic management to all.
- Information is provided in advance to delivery drivers and subcontractors coming on site.
- Dedicated areas for loading trucks and small loads established


## Management

- Speed bumps at entry and exit gates
- Traffic and pedestrian behavior monitored
- Site supervision completes regular audits
- Safety alerts are shared with other sites to learn from near misses

***Foynes Site!***

# Legislation & Guidance

- Safety, Health and Welfare at Work Act 2005
- Safety, Health and Welfare at Work, (Quarry) Regulations 2008
- General Applications Regulations



# Pedestrian and Vehicle Interactions



HEALTH AND SAFETY  
AUTHORITY

- Dedicated Parking Areas for Visitors/Employees Vehicles
- Pedestrian Routes to be immediately identifiable
- Dedicated small load pick up area
- Segregation of Pedestrians & Vehicles at all times
- Hauliers to remain in their Vehicles During loading
- <https://vimeo.com/189619601>  
(Drone - Traffic Management)

[https://www.youtube.com/watch?v=xikTo809p\\_g](https://www.youtube.com/watch?v=xikTo809p_g)  
<https://www.youtube.com/watch?v=2kjBg9oWk84>



<b>Location :</b> _____	<b>Date:</b> _____			
<b>Quarry Entrance and Office</b>	<b>Yes</b>	<b>No</b>	<b>N/A</b>	<b>Comments</b>
Is there adequate Signage at Quarry Entrance? (Warning of Vehicle Movements/Speed Limits/Parking areas/Customers & Visitors to report to reception or Office or Weighbridge)				
Are Procedures in place for small load customers? (Trailers etc.)				
Are Rules Prepared and provided to Customers/Visitors?				
Are there identified Pedestrian routes with directions from parking areas?				
<b>Traffic Routes</b>				
Is there a Traffic Management Plan?				
Are traffic routes identified and sign-posted?				
Are roadways well designed with surfaces well maintained?				
Are there speed limits signs?				
Are speed limits enforced?				
Are rights of way signposted?				
Are appropriate one-way systems in use?				
Is reversing minimised?				
Are actions taken to protect pedestrians? (identified routes & segregation)				
<b>Light Vehicles &amp; Service Vehicles</b>				
Are light vehicle movements restricted in the quarry? (Who/When/Where)				
Do Light vehicles have roof mounted flashing amber/hazard lights on?				
Are Procedures in place for Light Vehicle drivers to follow? (Rights of way/ Traffic Routes)				
Do Tractors/Fuel Bowsers/Water Bowsers/Road Sweepers have beacons and warning lights?				
Are PTO Shafts adequately guarded?				

# Checklist matches Question Set

Vehicle and Pedestrian Safety Checklist		HEALTH AND SAFETY AUTHORITY		2021 Initiative	
<b>Vehicles</b>					
Do vehicles have adequate Reversing and visibility aids?					
Is Brake testing carried out on Loading Shovels and Dumper Trucks?					
Can tyre inflation take place without endangering persons?					
Is there a policy on "No Children Allowed" in quarry or vehicles?					
Do procedures require drivers to remain in vehicles during loading?					
<b>Pedestrians</b>					
Are Pedestrians segregated where possible?					
Is appropriate High-Vis PPE provided, used and maintained?					
Are Pedestrian Routes identified and Marked?					
Are vehicles restricted from passing close to Pedestrian Doors at Canteens/Welfare Facilities/Workshops/Offices?					
Are Concave/Convex Mirrors provided at blind spots at exits from offices/workshops/canteen/welfare facilities? etc					
<b>Additional Suggestions;</b>					

# Useful Videos

## New Traffic Management

<http://safequarry.com/BestPracticeView.aspx?kBestPractice=1961&fkActivity=32&fkLocation=7>

## Traffic Pods for Pedestrians

[https://m.youtube.com/watch?v=7Tg42qc6\\_KY&feature=youtu.be](https://m.youtube.com/watch?v=7Tg42qc6_KY&feature=youtu.be)

## Quarry Traffic Management by Drone

<https://vimeo.com/189619601>

## High Speed Site Deliveries

<http://safequarry.com/BestPracticeView.aspx?kBestPractice=2006&fkActivity=32&fkLocation=31>

## Blue Lights for Tarmacking

<http://safequarry.com/BestPracticeView.aspx?kBestPractice=1999&fkActivity=40&fkLocation=10>

## H.S.A. Quarry Video Playlist

[https://www.hsa.ie/eng/Your\\_Industry/Quarrying/Events\\_Organisations\\_Publications/Publications\\_and\\_Videos/](https://www.hsa.ie/eng/Your_Industry/Quarrying/Events_Organisations_Publications/Publications_and_Videos/)

# Traffic Management Induction

- At Tarmac Ltd, Thrislington Quarry, contractors had provided feedback that when visiting for the first time, they had found it extremely difficult to navigate around the site even after receiving a full induction.
- Watch & Identify Improvements
- <https://vimeo.com/189619601>



<http://safequarry.com/BestPracticeView.aspx?kBestPractice=2001&fkActivity=37&kLocation=3>



**Thanks For Your Attention – Q's**