

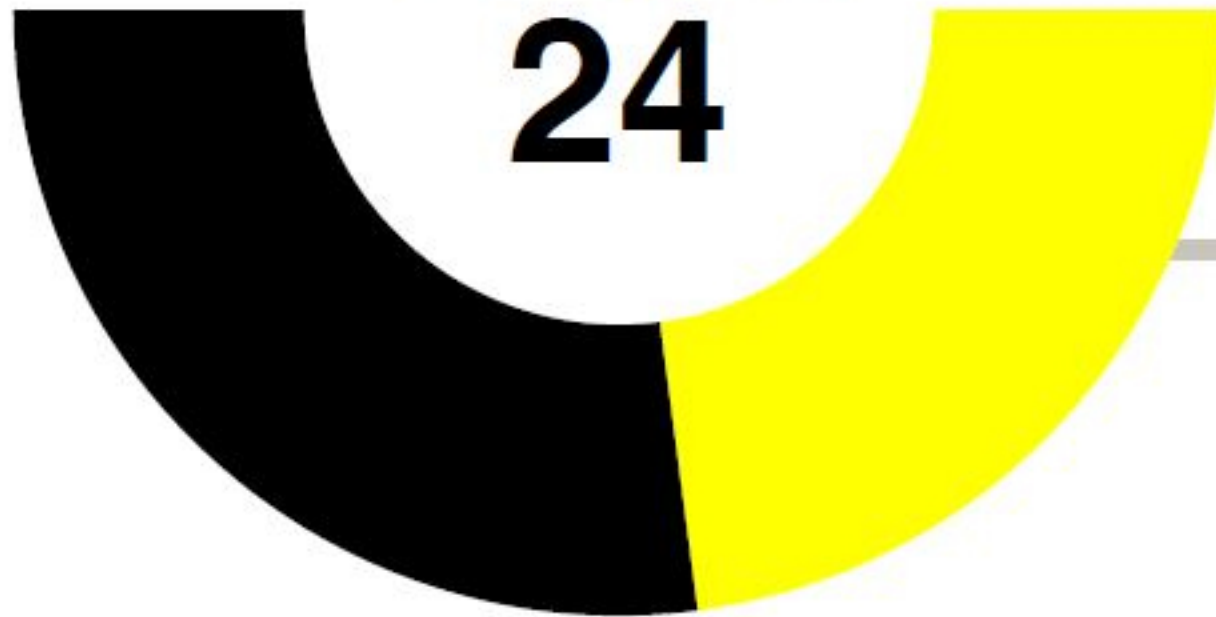
# Work Related Vehicle Fatalities

**2018\***

\*As of 30th June

Total Reported Fatalities

**24**



**11**  
involved a  
vehicle  
(46%)

## Sectors






**7**   
Agriculture

**2**   
Manufacturing

**1**   
Construction

**1**   
Wholesale &  
Retail Trade

## Vehicle Types Involved

				
<b>3</b>	<b>3</b>	<b>2</b>	<b>2</b>	<b>1</b>

## Victim Profile

<b>10</b>  Male	<b>1</b>  Female
<b>7</b>  Workers	<b>4</b>  Non - Workers
<b>8</b> Killed in a workplace	<b>3</b> Killed on a public road (all non-workers)