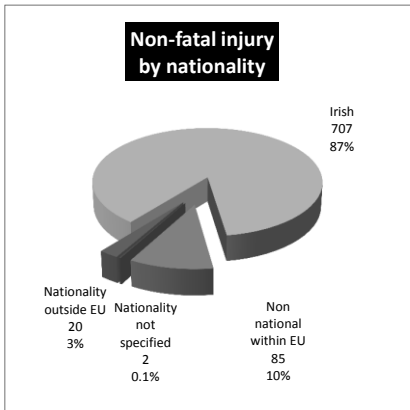
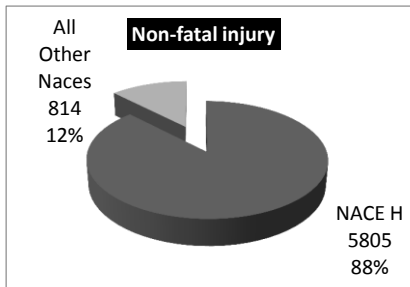




Published March 2013



NACE H - Transportation and Storage 2012

Occupation	Count	Percentage
Labourers in Mining, Construction, Manufacturing and transport	291	35.7%
Drivers and mobile-plant operators	144	17.7%
Personal and protective services workers	28	3.4%
Cleaners and Helpers	23	2.8%
All other	328	40.3%

Work Environment	Count	Percentage
Area for storage, loading / unloading	141	17.3%
Public thoroughfare (e.g. roads, parking areas)	123	15.1%
Other public area	86	10.6%
Production area, factory, workshop	65	8%
All other	399	49.0%

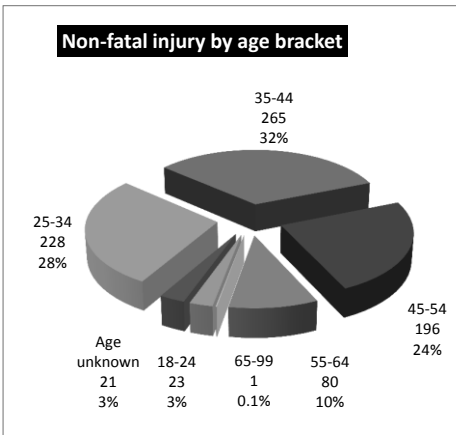
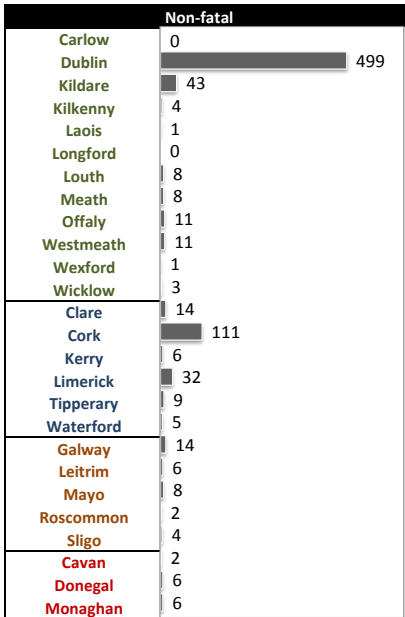
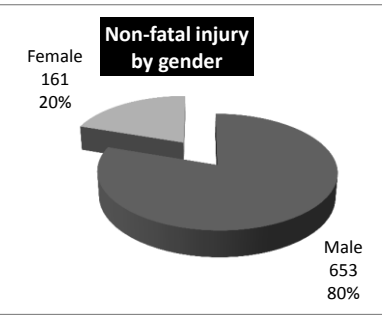
Injury Type	Count	Percentage
Sprains and strains	498	61.2%
Superficial injuries	116	14.3%
Closed fractures	52	6.4%
Open wounds	31	3.8%
All other	117	14%

How Injured	Count	Percentage
Physical strain - on musculoskeletal system	381	46.8%
Horizontal motion, crash on or against	113	13.9%
Collision with object (including vehicles) - injured person was moving	63	7.7%
Struck by falling object	31	3.8%
All other	226	27.8%

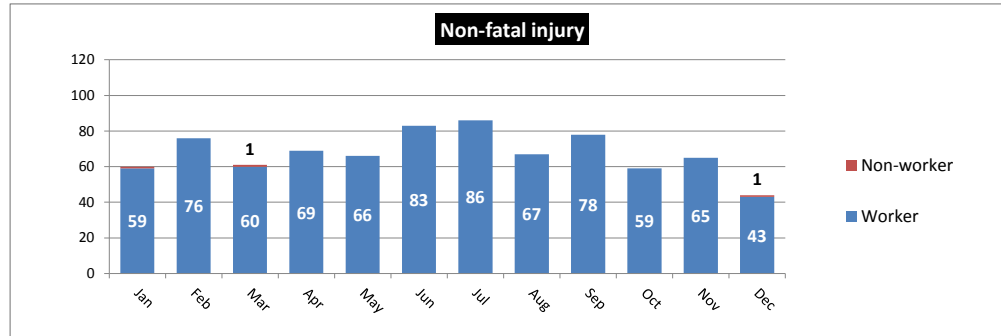
Item Association	Count	Percentage
Loads - handled by hand	184	22.6%
Surfaces at ground level - ground and floors	112	13.8%
Vehicles - aerial: passenger	42	5.2%
Humans	32	3.9%
All other	444	54.5%

Trigger	Count	Percentage
Manual handling	324	39.8%
Fall on same level (slip, stumble etc)	151	18.6%
Loss of control of means of transport or handling equipment	45	5.5%
Body movement (no physical stress)	40	4.9%
All other	254	31.2%

Body Part	Count	Percentage
Back, including spine and vertebra in the back	271	33%
Ankle	68	8%
Leg, including knee	60	7%
Shoulder and shoulder joints	50	6%
All other	365	44.8%



Economic Activity of Employer	
Passenger air transport	195
Postal activities under universal service obligation	191
Warehousing and storage	132
Removal services	81
Passenger rail transport, interurban	60
Other postal and courier activities	37
Freight transport by road	33
Service activities incidental to air transportation	29
Service activities incidental to water transportation	13
Sea and coastal freight water transport	10
Service activities incidental to land transportation	9
Sea and coastal passenger water transport	8
Urban and suburban passenger land transport	7
Cargo handling	4
Other transportation support activities	2
Other passenger land transport n.e.c.	1
Inland passenger water transport	1
Freight air transport	1



For further information and statistics, refer to the Summaries of Workplace Injury, Illness and Fatality Statistics which can be found at:
http://www.hsa.ie/eng/Publications_and_Forms/Publications/Corporate/